

SD MODEL
SDT MODEL


Circle D

SPECIAL DELUXE FLATBEDS

FOR PICKUPS AND ONE-TON TRUCKS



SD Model



SDT Model



Proudly built in the USA
www.circle-dtrailers.com

Circle D Corporation


613 North Ash
Hillsboro, Kansas 67063
Phone 620-947-2385



For all your hauling needs, see Circle D:

- Flatbeds for Pick-up and 1-Ton Trucks
- Flatbed Trailers
- Livestock Trailers

Distributed By **Push-N-Pull, Inc.**
5951 Brownsville Road
Pittsburgh, PA 15236



Circle D

FLATBEDS


FOR PICKUPS AND ONE-TON TRUCKS



Use Your
smartphone to
snap-it and go
to circle-dtrailers.com

STANDARD FEATURES:

- H.D. tread plate platform
- 3" x 2" Rectangular Tubing headache rack with louvers
- 4" x 1 1/2" Rectangular tubing cross members on 12" centers
- 3" structural channel stringers
- Stake pockets and tie straps
- Rear bumper with receiver tube
- Tapered rear corners for improved turning clearance
- License plate mounting bracket
- 30,000# ball - installed
- LED stop, turn and tail lights in headache rack
- (4) rubber mounted LED stop, tail and turn lights
- (2) rubber mounted sealed beam backup lights
- Rubber mounted LED clearance lights and 3 light cluster
- Molded wiring harness for all lights
- Primed and painted black



SD Model

HEAVY DUTY FLATBEDS

Width	Length
7.00'	7.00'
7.00'	8.50'
7.50'	8.50'
7.50'	9.00'
7.50'	9.25'

EXTRA HEAVY DUTY FLATBEDS

Width	Length
8.00'	6.50'
8.00'	8.50'
8.00'	9.00'
8.00'	9.25'
8.00'	11.00'
8.00'	11.25'



SDT Model features a
trough for easy hitching

OPTIONS:

- 18" x 24" black poly mud flaps
– single wheel models
- 24" x 30" black poly mud flaps
– dual wheel models
- Several sizes of powder coated underbody tool boxes